



Projected Proficiency Summary Report

Aggregate by School by Grade

Term Tested: Winter 2023-2024
District: Keller Independent School District
Grouping: None
Weeks of Instruction: 16 (Winter 2024)

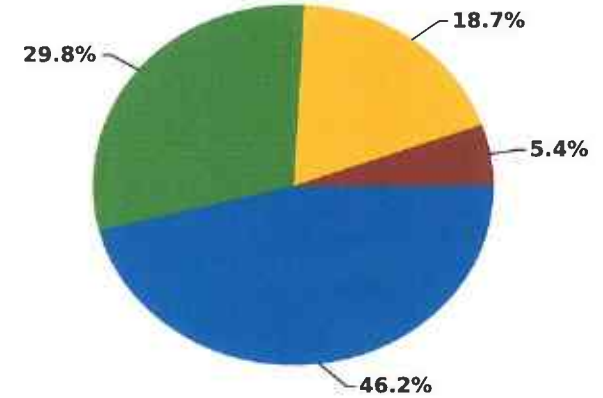
Math: Math K-12

Bear Creek Intermediate School

Projected to: State of Texas Assessments of Academic Readiness taken in spring.

View Linking Study: <https://www.nwea.org/resources/texas-linking-study/>

Grade	Student Count	Did not Meet		Approaches		Meets		Masters	
		Count	Percent	Count	Percent	Count	Percent	Count	Percent
5	451	29	6.4%	89	19.7%	137	30.4%	196	43.5%
6	422	18	4.3%	74	17.5%	123	29.1%	207	49.1%
Total	873	47	5.4%	163	18.7%	260	29.8%	403	46.2%



Explanatory Notes

This report shows students' projected performance on the state assessment(s) based on NWEA alignment/linking studies. Performance categories are defined by the state and are specific to each state. For any state or location that does not have an associated state summative test the NWEA Generic Linking Study is provided.



Projected Proficiency Summary Report

Aggregate by School by Grade

Term Tested: Winter 2023-2024
District: Keller Independent School District
Grouping: None
Weeks of Instruction: 16 (Winter 2024)

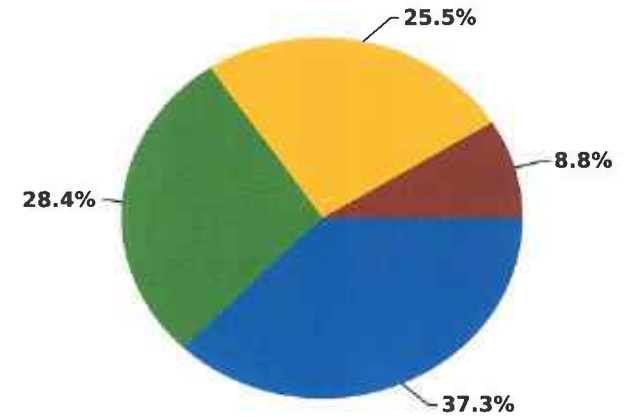
Language Arts: Reading

Bear Creek Intermediate School

Projected to: State of Texas Assessments of Academic Readiness taken in spring.

View Linking Study: <https://www.nwea.org/resources/texas-linking-study/>

Grade	Student Count	Did not Meet		Approaches		Meets		Masters	
		Count	Percent	Count	Percent	Count	Percent	Count	Percent
5	454	48	10.6%	109	24.0%	124	27.3%	173	38.1%
6	429	30	7.0%	116	27.0%	127	29.6%	156	36.4%
Total	883	78	8.8%	225	25.5%	251	28.4%	329	37.3%



Explanatory Notes

This report shows students' projected performance on the state assessment(s) based on NWEA alignment/linking studies. Performance categories are defined by the state and are specific to each state. For any state or location that does not have an associated state summative test the NWEA Generic Linking Study is provided.



Projected Proficiency Summary Report

Aggregate by School by Grade

Term Tested: Winter 2023-2024
District: Keller Independent School District
Grouping: None
Weeks of Instruction: 16 (Winter 2024)

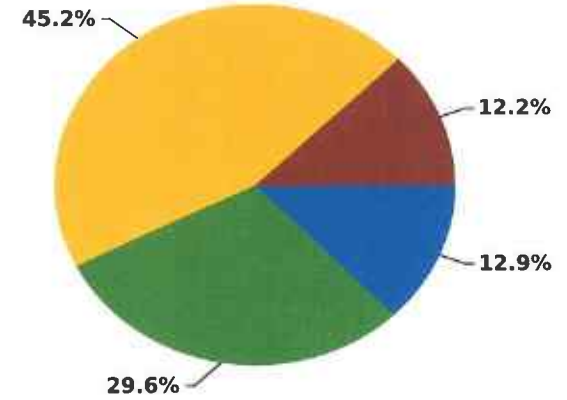
Science: Science K-12

Bear Creek Intermediate School

Projected to: State of Texas Assessments of Academic Readiness taken in spring.

View Linking Study: <https://www.nwea.org/resources/texas-linking-study/>

Grade	Student Count	Did not Meet		Approaches		Meets		Masters	
		Count	Percent	Count	Percent	Count	Percent	Count	Percent
5	425	52	12.2%	192	45.2%	126	29.6%	55	12.9%
Total	425	52	12.2%	192	45.2%	126	29.6%	55	12.9%



Explanatory Notes

This report shows students' projected performance on the state assessment(s) based on NWEA alignment/linking studies. Performance categories are defined by the state and are specific to each state. For any state or location that does not have an associated state summative test the NWEA Generic Linking Study is provided.